

## Cable - CABLE-D25SUB/B/2X14/200/TU812 - 2304652


Please be informed that the data shown in this PDF Document is generated from our Online Catalog. Please find the complete data in the user's documentation. Our General Terms of Use for Downloads are valid (<http://phoenixcontact.com/download>)



Round cable set; controller: ABB S800 I/O; connection 1: D-SUB socket strip (1x 25-position); connection 2: IDC/FLK socket strip (2x 14-position); cable length: 2 m



### Key Commercial Data

Packing unit	1 pc
GTIN	 4 017918 951375
GTIN	4017918951375
Weight per Piece (excluding packing)	280.000 g
Custom tariff number	85444290
Country of origin	Germany

### Technical data

#### Ambient conditions

Ambient temperature (operation)	-40 °C ... 70 °C (fixed installation)
	-10 °C ... 70 °C (flexible installation)
Ambient temperature (storage/transport)	-40 °C ... 80 °C
Maximum altitude	≤ 2000 m
Degree of protection	IP00
	≥ IP54 (Installation location)

#### General

Max. permissible operating voltage	25 V AC
	60 V DC
Max. current carrying capacity per path	1 A (50 °C)
	0.6 A (70 °C)

## Cable - CABLE-D25SUB/B/2X14/200/TU812 - 2304652

### Technical data

#### General

Length of cable	2 m
External cable diameter	2x 6.4 mm ±0.4 mm
Single wire, cross section	0.14 mm <sup>2</sup>
Single wire, cross section [AWG]	26
Single wire, number of litz wires	7
Single wire, material	Cu tin-plated
Wire diameter incl. insulation	1 mm ±0.03 mm
Smallest bending radius, fixed installation	55 mm
Smallest bending radius, movable installation	104 mm
Bending cycles	5000 (at a radius of ≥ 15x outside diameter)
Cable, preassembly	Insulation displacement, IEC 60352-4/DIN EN 60352-4
Shielding	no
Cable insulation resistance	≥ 20 MΩ/km (20 °C)
Cable resistance	≤ 145 Ω/km (20 °C)
External sheath, color	gray
Degree of protection	IP00
	≥ IP54 (Installation location)
Nominal operating mode	100% operating factor

#### Connection data

Connection name	Field level
Connection in acc. with standard	IEC 60603-13
Connection method	IDC/FLK socket strip
Number of connections	2
Number of positions	14
Insertion/withdrawal cycles	> 50
Pitch	2.54 mm

#### Connection data 2

Connection name	Controller level
Connection in acc. with standard	IEC 60807-2
	DIN 41652
Connection method	D-SUB socket strip
Screw thread	M2,5
Number of connections	1
Number of positions	25
Torque	0.2 Nm
Insertion/withdrawal cycles	> 200

# Cable - CABLE-D25SUB/B/2X14/200/TU812 - 2304652

## Technical data

### Connection data 2

Channels which can be connected	16
---------------------------------	----

### Standards and Regulations

Flame resistance	UL VW-1
	CSA FT-1
	IEC 60332-1-2
	VDE 0842, Part 332-1-2
	IEC 60332-3-22
Resistance to oil	against occasional splashes
Gasoline resistance	against occasional splashes
Designation	Air clearances and creepage distances
Standards/regulations	DIN EN 50178
Rated insulation voltage	63 V
Rated surge voltage	0.6 kV
Insulation	Functional insulation
Pollution degree	2
Overvoltage category	II

### Supported controller

Controller	ABB S800 I/O
- suitable I/O card	DI810
	DI811
	DI814
	DI818
	DI830
	DI831
	DI840
	DI885
	DO810
	DO814
	DO818
	DO840

### Color code

Connector 1 = connector 2 (optional) = wire color	D-SUB25 (1) = IDC/FLK14-1 (9) = gray
	D-SUB25 (2) = IDC/FLK14-1 (10) = white
	D-SUB25 (3) = IDC/FLK14-1 (1) = black
	D-SUB25 (4) = IDC/FLK14-1 (3) = red
	D-SUB25 (5) = IDC/FLK14-1 (5) = yellow

## Cable - CABLE-D25SUB/B/2X14/200/TU812 - 2304652

### Technical data

#### Color code

	D-SUB25 (6) = IDC/FLK14-1 (7) = blue
	D-SUB25 (7) = IDC/FLK14-2 (1) = black
	D-SUB25 (8) = IDC/FLK14-2 (3) = red
	D-SUB25 (9) = IDC/FLK14-2 (5) = yellow
	D-SUB25 (10) = IDC/FLK14-2 (7) = blue
	D-SUB25 (11) = IDC/FLK14-2 (9) = gray
	D-SUB25 (12) = IDC/FLK14-2 (10) = white
	D-SUB25 (14) = IDC/FLK14-1 (11) = white-black
	D-SUB25 (15) = IDC/FLK14-1 (12) = white-brown
	D-SUB25 (16) = IDC/FLK14-1 (2) = brown
	D-SUB25 (17) = IDC/FLK14-1 (4) = orange
	D-SUB25 (18) = IDC/FLK14-1 (6) = green
	D-SUB25 (19) = IDC/FLK14-1 (8) = violet
	D-SUB25 (20) = IDC/FLK14-2 (2) = brown
	D-SUB25 (21) = IDC/FLK14-2 (4) = orange
	D-SUB25 (22) = IDC/FLK14-2 (6) = green
	D-SUB25 (23) = IDC/FLK14-2 (8) = violet
	D-SUB25 (24) = IDC/FLK14-2 (11) = white-black
	D-SUB25 (25) = IDC/FLK14-2 (12) = white-brown

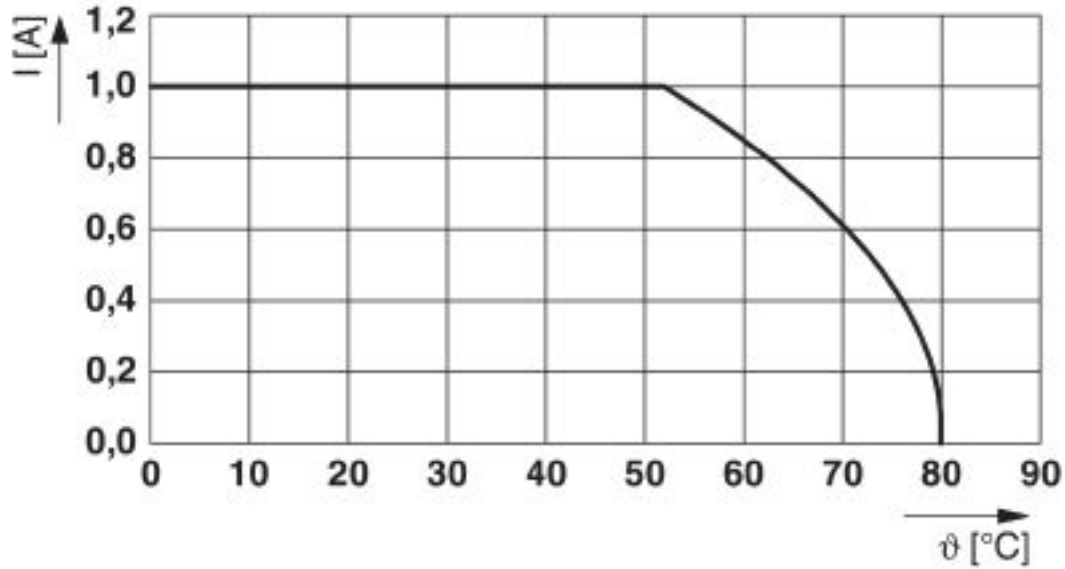
#### Environmental Product Compliance

China RoHS	Environmentally Friendly Use Period = 50
	For details about hazardous substances go to tab "Downloads", Category "Manufacturer's declaration"

### Drawings

## Cable - CABLE-D25SUB/B/2X14/200/TU812 - 2304652

Diagram



Maximum permissible current per path in uncoiled state

### Classifications

eCl@ss

eCl@ss 4.0	27060300
eCl@ss 4.1	27060300
eCl@ss 5.0	27242200
eCl@ss 5.1	27242200
eCl@ss 6.0	27249200
eCl@ss 7.0	27249205
eCl@ss 8.0	27249205
eCl@ss 9.0	27242220

ETIM

ETIM 2.0	EC000237
ETIM 3.0	EC000237
ETIM 4.0	EC000237
ETIM 5.0	EC000237
ETIM 6.0	EC000237
ETIM 7.0	EC000237

# Cable - CABLE-D25SUB/B/2X14/200/TU812 - 2304652

## Classifications

### UNSPSC

UNSPSC 6.01	26121620
UNSPSC 7.0901	26121620
UNSPSC 11	26121620
UNSPSC 12.01	26121620
UNSPSC 13.2	26121620

## Approvals


### Approvals


#### Approvals


UL Listed / cUL Listed / cULus Listed

#### Ex Approvals

### Approval details

UL Listed		<a href="http://database.ul.com/cgi-bin/XYV/template/LISEXT/1FRAME/index.htm">http://database.ul.com/cgi-bin/XYV/template/LISEXT/1FRAME/index.htm</a>	FILE E 238705
Nominal voltage UN		125 V	
Nominal current IN		1 A	

cUL Listed		<a href="http://database.ul.com/cgi-bin/XYV/template/LISEXT/1FRAME/index.htm">http://database.ul.com/cgi-bin/XYV/template/LISEXT/1FRAME/index.htm</a>	FILE E 238705
Nominal voltage UN		125 V	
Nominal current IN		1 A	

cULus Listed	
--------------	---

## Cable - CABLE-D25SUB/B/2X14/200/TU812 - 2304652

### Accessories

#### Accessories

#### Marker carrier cable

#### Cable marker carrier - KME - 0807083



Cable marker carrier, white, unlabeled, mounting type: Assembly with cable binders, cable diameter: > 5 mm, lettering field size: 20 mm x 8 mm